


	<p style="text-align: center;">Factory Mod Truck</p> <table border="1"> <thead> <tr> <th>Name</th> <th>Points</th> </tr> </thead> <tbody> <tr><td>1. JARED TEBO</td><td>200</td></tr> <tr><td>2. RYAN CAVALIERI</td><td>199</td></tr> <tr><td>3. RONNIE GARDNER</td><td>197</td></tr> <tr><td>4. STEVEN HARTSON</td><td>196</td></tr> <tr><td>5. JESSE ROBBERS</td><td>194</td></tr> <tr><td>6. BILLY FISCHER</td><td>194</td></tr> <tr><td>7. MIKE TRUHE</td><td>191</td></tr> <tr><td>8. JOE PILLARS</td><td>190</td></tr> <tr><td>9. JEREMY FELLES</td><td>188</td></tr> <tr><td>10. DUTIN EVANS</td><td>188</td></tr> </tbody> </table>	Name	Points	1. JARED TEBO	200	2. RYAN CAVALIERI	199	3. RONNIE GARDNER	197	4. STEVEN HARTSON	196	5. JESSE ROBBERS	194	6. BILLY FISCHER	194	7. MIKE TRUHE	191	8. JOE PILLARS	190	9. JEREMY FELLES	188	10. DUTIN EVANS	188
Name	Points																						
1. JARED TEBO	200																						
2. RYAN CAVALIERI	199																						
3. RONNIE GARDNER	197																						
4. STEVEN HARTSON	196																						
5. JESSE ROBBERS	194																						
6. BILLY FISCHER	194																						
7. MIKE TRUHE	191																						
8. JOE PILLARS	190																						
9. JEREMY FELLES	188																						
10. DUTIN EVANS	188																						

	<p style="text-align: center;">Open Modified Truck</p> <table border="1"> <thead> <tr> <th>Name</th> <th>Points</th> </tr> </thead> <tbody> <tr><td>1. NICK LASLEY</td><td>200</td></tr> <tr><td>2. JOHNNY SCHATZLEIN</td><td>198</td></tr> <tr><td>3. DANNY GRECO</td><td>198</td></tr> <tr><td>4. BRIAN McDUFFIE</td><td>196</td></tr> <tr><td>5. JAYSON PANG</td><td>193</td></tr> <tr><td>6. BILL KOCH</td><td>192</td></tr> <tr><td>7. ROBERT HOFFMAN</td><td>192</td></tr> <tr><td>8. A.J. FREEMAN</td><td>190</td></tr> <tr><td>9. TENNISON WILLIS</td><td>189</td></tr> <tr><td>10. MICHAEL COMETTI</td><td>0</td></tr> </tbody> </table>	Name	Points	1. NICK LASLEY	200	2. JOHNNY SCHATZLEIN	198	3. DANNY GRECO	198	4. BRIAN McDUFFIE	196	5. JAYSON PANG	193	6. BILL KOCH	192	7. ROBERT HOFFMAN	192	8. A.J. FREEMAN	190	9. TENNISON WILLIS	189	10. MICHAEL COMETTI	0
Name	Points																						
1. NICK LASLEY	200																						
2. JOHNNY SCHATZLEIN	198																						
3. DANNY GRECO	198																						
4. BRIAN McDUFFIE	196																						
5. JAYSON PANG	193																						
6. BILL KOCH	192																						
7. ROBERT HOFFMAN	192																						
8. A.J. FREEMAN	190																						
9. TENNISON WILLIS	189																						
10. MICHAEL COMETTI	0																						

	<p style="text-align: center;">19T Truck</p> <table><thead><tr><th>Name</th><th>Points</th></tr></thead><tbody><tr><td>1. NICK LASLEY</td><td>200</td></tr><tr><td>2. BILL KOCH</td><td>199</td></tr><tr><td>3. BRIAN McDUFFIE</td><td>196</td></tr><tr><td>4. JAYSON PANG</td><td>195</td></tr><tr><td>5. JACOB McGARVEY</td><td>195</td></tr><tr><td>6. JEFF NICOL</td><td>194</td></tr><tr><td>7. JOHNNY SCHATZLEIN</td><td>191</td></tr><tr><td>8. CHRIS JAROSZ</td><td>190</td></tr><tr><td>9. LOUIS FERNANDEZ</td><td>186</td></tr><tr><td>10. MICHAEL COMETTI</td><td>0</td></tr></tbody></table>	Name	Points	1. NICK LASLEY	200	2. BILL KOCH	199	3. BRIAN McDUFFIE	196	4. JAYSON PANG	195	5. JACOB McGARVEY	195	6. JEFF NICOL	194	7. JOHNNY SCHATZLEIN	191	8. CHRIS JAROSZ	190	9. LOUIS FERNANDEZ	186	10. MICHAEL COMETTI	0
Name	Points																						
1. NICK LASLEY	200																						
2. BILL KOCH	199																						
3. BRIAN McDUFFIE	196																						
4. JAYSON PANG	195																						
5. JACOB McGARVEY	195																						
6. JEFF NICOL	194																						
7. JOHNNY SCHATZLEIN	191																						
8. CHRIS JAROSZ	190																						
9. LOUIS FERNANDEZ	186																						
10. MICHAEL COMETTI	0																						
	<p style="text-align: center;">Open Stock Truck</p> <table><thead><tr><th>Name</th><th>Points</th></tr></thead><tbody><tr><td>1 JAYSON PANG</td><td>200</td></tr><tr><td>2 BRIAN McDUFFIE</td><td>199</td></tr><tr><td>3 BILL KOCH</td><td>198</td></tr><tr><td>4 JEREMY HASE</td><td>194</td></tr><tr><td>5 NICK LASLEY</td><td>194</td></tr><tr><td>6 JACOB McGARVEY</td><td>193</td></tr><tr><td>7 JEFF NICOL</td><td>190</td></tr><tr><td>8 JOHNNY SCHATZLEIN</td><td>190</td></tr><tr><td>9 TENNISON WILLIS</td><td>187</td></tr><tr><td>10 MICHAEL COMETTI</td><td>91</td></tr></tbody></table>	Name	Points	1 JAYSON PANG	200	2 BRIAN McDUFFIE	199	3 BILL KOCH	198	4 JEREMY HASE	194	5 NICK LASLEY	194	6 JACOB McGARVEY	193	7 JEFF NICOL	190	8 JOHNNY SCHATZLEIN	190	9 TENNISON WILLIS	187	10 MICHAEL COMETTI	91
Name	Points																						
1 JAYSON PANG	200																						
2 BRIAN McDUFFIE	199																						
3 BILL KOCH	198																						
4 JEREMY HASE	194																						
5 NICK LASLEY	194																						
6 JACOB McGARVEY	193																						
7 JEFF NICOL	190																						
8 JOHNNY SCHATZLEIN	190																						
9 TENNISON WILLIS	187																						
10 MICHAEL COMETTI	91																						
	<p style="text-align: center;">Rookie Stock Truck</p> <table><thead><tr><th>Name</th><th>Points</th></tr></thead><tbody><tr><td>1 BRANDON PURSLEY</td><td>200</td></tr><tr><td>2 JAMAL WHITE</td><td>199</td></tr><tr><td>3 BONES</td><td>196</td></tr><tr><td>4 BANIEL KASTEN</td><td>196</td></tr><tr><td>5 ANDREW ZAMORA</td><td>192</td></tr><tr><td>6 BRIAN MOWRY</td><td>190</td></tr><tr><td>7 PETER TABBAKHIAN</td><td>190</td></tr><tr><td>8 DENNIS OMIECZYNSKI</td><td>188</td></tr></tbody></table>	Name	Points	1 BRANDON PURSLEY	200	2 JAMAL WHITE	199	3 BONES	196	4 BANIEL KASTEN	196	5 ANDREW ZAMORA	192	6 BRIAN MOWRY	190	7 PETER TABBAKHIAN	190	8 DENNIS OMIECZYNSKI	188				
Name	Points																						
1 BRANDON PURSLEY	200																						
2 JAMAL WHITE	199																						
3 BONES	196																						
4 BANIEL KASTEN	196																						
5 ANDREW ZAMORA	192																						
6 BRIAN MOWRY	190																						
7 PETER TABBAKHIAN	190																						
8 DENNIS OMIECZYNSKI	188																						

	<p style="text-align: center;">Factory Gas Truck</p> <table border="1"> <thead> <tr> <th>Name</th> <th>Laps</th> <th>Time</th> </tr> </thead> <tbody> <tr><td>1 JARED TEBO</td><td>136</td><td>45:12.77</td></tr> <tr><td>2 RYAN CAVALIERI</td><td>135</td><td>45:00.39</td></tr> <tr><td>3 DANNY GRECO</td><td>127</td><td>45:15.74</td></tr> <tr><td>4 AARON WALDRON</td><td>124</td><td>45:05.19</td></tr> <tr><td>5 BILLY FISCHER</td><td>120</td><td>45:11.85</td></tr> <tr><td>6 JONNY WACHTER</td><td>89</td><td>34:23.30</td></tr> <tr><td>7 DUSTIN EVENS</td><td>78</td><td>27:41.19</td></tr> <tr><td>8 LARS JOHNSON</td><td>77</td><td>35:27.81</td></tr> <tr><td>9 MATT CHAMBERS</td><td>60</td><td>24:10.57</td></tr> <tr><td>10 JESSE ROBBERS</td><td>8</td><td>2:48.90</td></tr> </tbody> </table>	Name	Laps	Time	1 JARED TEBO	136	45:12.77	2 RYAN CAVALIERI	135	45:00.39	3 DANNY GRECO	127	45:15.74	4 AARON WALDRON	124	45:05.19	5 BILLY FISCHER	120	45:11.85	6 JONNY WACHTER	89	34:23.30	7 DUSTIN EVENS	78	27:41.19	8 LARS JOHNSON	77	35:27.81	9 MATT CHAMBERS	60	24:10.57	10 JESSE ROBBERS	8	2:48.90
Name	Laps	Time																																
1 JARED TEBO	136	45:12.77																																
2 RYAN CAVALIERI	135	45:00.39																																
3 DANNY GRECO	127	45:15.74																																
4 AARON WALDRON	124	45:05.19																																
5 BILLY FISCHER	120	45:11.85																																
6 JONNY WACHTER	89	34:23.30																																
7 DUSTIN EVENS	78	27:41.19																																
8 LARS JOHNSON	77	35:27.81																																
9 MATT CHAMBERS	60	24:10.57																																
10 JESSE ROBBERS	8	2:48.90																																
	<p style="text-align: center;">Open Gas Truck</p> <table border="1"> <thead> <tr> <th>Name</th> <th>Laps</th> <th>Time</th> </tr> </thead> <tbody> <tr><td>1 A.J. FREEMAN</td><td>81</td><td>30:13.43</td></tr> <tr><td>2 BRIAN DAUGHERTY</td><td>79</td><td>30:19.00</td></tr> <tr><td>3 THEO CAPTANIS</td><td>77</td><td>30:00.52</td></tr> <tr><td>4 DANIEL HUNT</td><td>77</td><td>30:20.20</td></tr> <tr><td>5 BILLY FONNEGRA</td><td>75</td><td>30:03.46</td></tr> <tr><td>6 DEREK TARRANT</td><td>64</td><td>30:21.71</td></tr> <tr><td>7 BILL SCHRANER</td><td>62</td><td>30:11.00</td></tr> <tr><td>8 ROBERT WICKMAN</td><td>41</td><td>16:33.00</td></tr> <tr><td>9 JOSH LETT</td><td>17</td><td>6:58.74</td></tr> <tr><td>10 KEVIN WEISBAUM</td><td>10</td><td>3:50.95</td></tr> </tbody> </table>	Name	Laps	Time	1 A.J. FREEMAN	81	30:13.43	2 BRIAN DAUGHERTY	79	30:19.00	3 THEO CAPTANIS	77	30:00.52	4 DANIEL HUNT	77	30:20.20	5 BILLY FONNEGRA	75	30:03.46	6 DEREK TARRANT	64	30:21.71	7 BILL SCHRANER	62	30:11.00	8 ROBERT WICKMAN	41	16:33.00	9 JOSH LETT	17	6:58.74	10 KEVIN WEISBAUM	10	3:50.95
Name	Laps	Time																																
1 A.J. FREEMAN	81	30:13.43																																
2 BRIAN DAUGHERTY	79	30:19.00																																
3 THEO CAPTANIS	77	30:00.52																																
4 DANIEL HUNT	77	30:20.20																																
5 BILLY FONNEGRA	75	30:03.46																																
6 DEREK TARRANT	64	30:21.71																																
7 BILL SCHRANER	62	30:11.00																																
8 ROBERT WICKMAN	41	16:33.00																																
9 JOSH LETT	17	6:58.74																																
10 KEVIN WEISBAUM	10	3:50.95																																
	<p style="text-align: center;">Factory Truggy</p> <table border="1"> <thead> <tr> <th>Name</th> <th>Laps</th> <th>Time</th> </tr> </thead> <tbody> <tr><td>BILLY FISCHER</td><td>144</td><td>45:07.97</td></tr> <tr><td>2. RONNIE GARDNER</td><td>143</td><td>45:11.27</td></tr> <tr><td>3. AARON WALDRON</td><td>139</td><td>45:12.01</td></tr> <tr><td>4. JOE PILLARS</td><td>138</td><td>45:17.93</td></tr> <tr><td>5. MIKE TRUHE</td><td>137</td><td>45:17.53</td></tr> <tr><td>6. JIMMY WRIGHT</td><td>132</td><td>45:21.47</td></tr> <tr><td>7. BRAD WINTERMANTLE</td><td>129</td><td>45:18.93</td></tr> <tr><td>8. DANNY GRECO</td><td>104</td><td>35:17.58</td></tr> <tr><td>9. LARS JOHNSON</td><td>103</td><td>34:35.20</td></tr> <tr><td>10. CHRIS VAN AIR</td><td>DNS</td><td></td></tr> </tbody> </table>	Name	Laps	Time	BILLY FISCHER	144	45:07.97	2. RONNIE GARDNER	143	45:11.27	3. AARON WALDRON	139	45:12.01	4. JOE PILLARS	138	45:17.93	5. MIKE TRUHE	137	45:17.53	6. JIMMY WRIGHT	132	45:21.47	7. BRAD WINTERMANTLE	129	45:18.93	8. DANNY GRECO	104	35:17.58	9. LARS JOHNSON	103	34:35.20	10. CHRIS VAN AIR	DNS	
Name	Laps	Time																																
BILLY FISCHER	144	45:07.97																																
2. RONNIE GARDNER	143	45:11.27																																
3. AARON WALDRON	139	45:12.01																																
4. JOE PILLARS	138	45:17.93																																
5. MIKE TRUHE	137	45:17.53																																
6. JIMMY WRIGHT	132	45:21.47																																
7. BRAD WINTERMANTLE	129	45:18.93																																
8. DANNY GRECO	104	35:17.58																																
9. LARS JOHNSON	103	34:35.20																																
10. CHRIS VAN AIR	DNS																																	



Open Truggy

Name	Laps	Time
1. RADCLIFF BRILL	89	30:10.95
2. BRIAN DAUGHERTY	88	30:14.22
3. THEO CAPTANIS	85	30:01.15
4. R.J. DeWITT	83	30:07.36
5. MICHAEL GONZALES	80	30:07.76
6. JOHN CARY	68	30:07.34
7. DAVE WENTZ	65	30:13.62
8. GIOVANNY ALCALA	48	17:45.98
9. DAISUKE HASHIMOTO	34	12:20.86
10. ROBERT BLACK	DNS	

[Click here for results of all main events!](#)